


# VIRTUAL LEARNING WEEK 4

April 6, 2020- April 10, 2020





**NEW ZOOM CODE:**

ID: 352 096 930

Password: 1234567



**Reading**

Samantha

Brayan

Daniel

Ashley

Jessie

**Math**

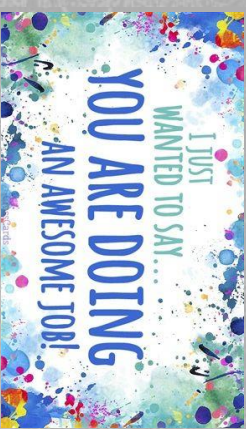
Daniel

Samantha

Brayan

Ashley

**TO DO:  
-MATH  
-SHOW & TELL!**



→ Samantha for emailing  
her weekend  
homework!



# Engage

Use the tally chart. Which color did the fewest children choose?

Blue

Favorite Color	
Color	Tally
blue	
green	 
red	 
yellow	 

3  
9  
7  
6



### Model and Draw

A **picture graph**

uses pictures to show data.

Number of Soccer Games							
March							
April							
May							
June							

Key: Each



stands for 1 game.

A **key** tells how many each picture stands for.

10.2





Share and Show



Use the picture graph to answer the questions.

Favorite Snack										
pretzels	😊	😊	😊	😊	😊	😊	😊	😊	😊	😊
grapes	😊	😊	😊	😊	😊	😊	😊	😊	😊	😊
popcorn	😊	😊	😊							
apples	😊	😊	😊	😊	😊	😊	😊			

Key: Each 😊 stands for 1 child.

1. Which snack was chosen by the fewest children? \_\_\_\_\_

2. How many more children chose pretzels \_\_\_\_\_ more children than apples?



# Show & Tell Expectations

## Student Sharing

- Show your favorite drawing, toy, game, stuffed animal or animal.
- Share **two** fun facts or details about your item
- ONE** student will get to ask a question or comment!

## Student's Observing

- Take notes of each item and one fun fact

**SHOW & TELL**



# HOMEWORK- 4/6/20- DAY 16

- Day 16 Reading Homework
- 4/6/20 Math Homework- 1.1.2 Homework Pages
- **Written Reflection: What was your favorite item you saw during Show & Tell. Write at least 2 reasons.**



Day 15

Text Features, Part 1 (Captions, Bold Print, Subheadings)



Learning Target



Using text features to find information in nonfiction text will help you better understand what you read.

- ▶ **Read** Stores use signs and pictures to help you find what you need. Writers use special signs called **text features** to help you find important ideas and details in a text: **Captions**, **bold print**, and **subheadings** are types of text features to look for when you read.

Read the passage below about igloos. What text features do you see?

House of Snow

An **igloo** is a house made of snow. Some people in snowy areas still make igloos today.

Making an Igloo

Igloos are built with large blocks of packed snow. The snow is cut with a saw or knife. The blocks are then stacked tightly together in the shape of a dome.



The window in this igloo is made of sea ice.

- ▶ **Think** Look again at the article about igloos. Then fill in the chart below to tell about three text features.

Text Feature	Purpose
caption	
bold print	
subheading	

- ▶ **Talk** Using the information in your chart, talk to your partner about how text features help you find information as you read.

Academic Talk

Use these words and phrases to talk about the text.

- text features
- bold print
- subheadings
- captions



# TUESDAY



## Reading

Ashley

Brayan

Juakeem

## Math

Brayan

Ashley

## TO DO: -MATH -READING



- Dylan for emailing your math and reading homework!
- Danieda and Samantha for emailing your reflection and math homework!



# Engage

10.3

## Lesson 10.2



COMMON CORE STANDARD—2.MD.D.1  
Represent and interpret data.

- Read Picture Graphs
- Use the picture graph to answer the questions.

	Number of Books Read						
Ryan							
Gwen							
Anna							
Henry							

Key: Each stands for 1 book.

- 1. How many books in all did Henry and Anna read? 9 books
- 2. How many more books did Ryan read than Gwen? 2 more books
- 3. How many fewer books did Gwen read than Anna? 4 fewer books

$4 - 2 =$

6-2



### Model and Draw

Each picture in the graph stands for 1 flower.  
Draw pictures to show the data in the tally chart.

Number of Flowers Picked	
Name	Tally
Jessie	
Inez	
Paulo	

Number of Flowers Picked	
Jessie	○ ○ ○
Inez	○ ○ ○ ○
Paulo	○ ○ ○ ○

Key: Each ○ stands for 1 flower.

$$||| = 3$$





Share and Show



1. Use the tally chart to complete the picture graph.  
Draw a 😊 for each child.

Favorite Sandwich	
Sandwich	Tally
cheese	
ham	
tuna	
turkey	

Favorite Sandwich					
cheese					
ham					
tuna					
turkey					

Key: Each 😊 stands for 1 child.



2. How many children chose tuna? \_\_\_\_\_ children



3. How many more children chose cheese than ham? \_\_\_\_\_ more children

11.3 Homework



# Sod Houses

by Henry Wallace

1 Have you ever heard of a **sod** house? Sod is a layer of dirt. It has grass growing on it. Long ago, pioneers used sod to build houses all across the American prairie.

## Why People Built Sod Houses

2 The **prairie** looked like a sea of grass. There were not many trees that pioneers could use to build houses. So they cut bricks out of sod instead.



A family and their sod house in Nebraska

3 Making sod bricks was not easy. The roots from prairie grasses were tough. They were hard to cut through. Pioneers stacked up sod bricks while the roots were still growing. After a while, the bricks would grow together to make a strong wall.

4 Sod houses kept pioneers cool in the summer and warm in the winter. They also protected them from storms.

### Close Reader Habits

Circle text features that help you find information in the article.

Explore How do the text features in "Sod Houses" help you find information?

Think

1 Fill in the answers in the chart to tell about the text features in the passage.

I'll look at all the text features in the article and think about what they tell me.

Text Feature	Purpose	Examples from Article
<b>bold print</b>	to show important or unknown words	P1 - sod P2 - prairie
<b>subheading</b>	tells about the topic of the text that comes after it	Building A Sod House
<b>captions</b>	Describes the image	A family and their sod house in Nebraska

Talk

2 Which text feature helped you the most as you read the article on sod houses?

Write

3 **Short Response** Which text features helped you find out what sod is and how to build a house from it? Write your answer in the space on page 180.

**HINT** Use the details from your chart to help you answer the question.

# Sod Houses

by Henry Wallace

- 1 Have you ever heard of a **sod** house? Sod is a layer of dirt. It has grass growing on it. Long ago, pioneers used sod to build houses all across the American prairie.

## Why People Built Sod Houses

- 2 The prairie looked like a sea of grass. There were not many trees that pioneers could use to build houses. So they cut bricks out of sod instead.



A family and their sod house in Nebraska

## Building a Sod House

- 3 Making sod bricks was not easy. The roots from prairie grasses were tough. They were hard to cut through. Pioneers stacked up sod bricks while the roots were still growing. After a while, the bricks would grow together to make a strong wall.
- 4 Sod houses kept pioneers cool in the summer and warm in the winter. They also protected them from storms.

### Close Reader Habits

Circle text features that help you find information in the article.



Write Use the space below to write your answer to the question on page 177.

# Sod Houses

- 3 **Short Response** Which text features helped you find out what sod is and how to build a house from it?

**HINT** Use the details from your chart to help you answer the question.

---

---

---

---

---

---

---

---

---

---



Don't forget to check your writing.

# HOMEWORK- 4/7/20- DAY 17

- 4/7/20 Math Homework- 1 1.3 Homework Pages

■ Written Reflection: How do text features help you as a reader?

*Answer: text features help you as a reader*

*-Praxis!*

- 1 iReady Math lesson & 1 iReady Reading lesson!

*Try Raz Kids*



**WEDNESDAY  
WEDNESDAY**



**TO DO:  
-MATH  
-READING**





# Engage



 COMMON CORE STANDARD—2.MD.D.10  
Represent and interpret data.

-   1. Use the tally chart to complete the picture graph.  
Draw a 😊 for each child.

Favorite Cookie	
Cookie	Tally
chocolate	
oatmeal	
peanut butter	
shortbread	

Favorite Cookie				
chocolate				
oatmeal				
peanut butter				
shortbread				

Key: Each 😊 stands for 1 child.

-  2. How many children chose chocolate? \_\_\_\_\_ children
-  3. How many fewer children chose oatmeal than peanut butter? \_\_\_\_\_ fewer children



## Model and Draw



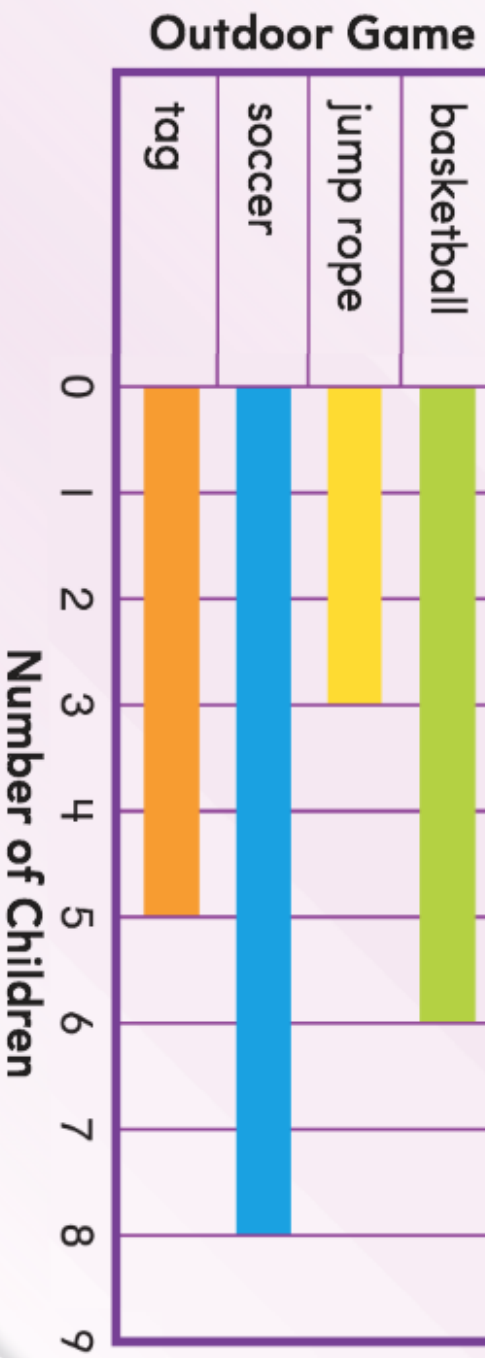
A **bar graph** uses bars to show data.  
Look at where the bars end.  
This tells how many.



There are  
8 children playing  
soccer.



### Children Playing Games



📺 Use the bar graph.

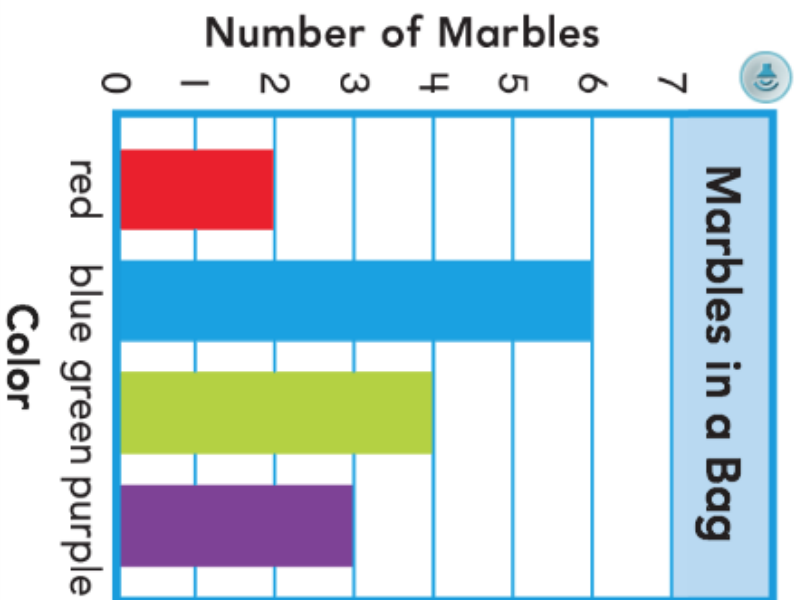
🔊 1. How many green marbles are in the bag?

\_\_\_\_\_ green marbles

🔊 2. How many more blue marbles than purple marbles are in the bag?

\_\_\_\_\_ more blue marbles

🔊 3. How many marbles are in the bag?  
\_\_\_\_\_ marbles



© Houghton Mifflin Harcourt Publishing Company



# Homes Around the World

by Coriander Singh

1 People have all kinds of **homes**, or places where they live. Some families live in houses. Other families live in apartments in large buildings. People around the world live in homes like these. They also live in homes you may never have heard about.

2 Some people live in huts. **Huts** are small, simple homes. They are made from branches that are covered with cloth. These homes are easy to put up and take apart. If it's time to move, people can take their homes with them.



Eight people can live on this houseboat.

3 Some people live on houseboats. **Houseboats** are homes that float on water and can travel on rivers and lakes. Some houseboats have many rooms, just like houses do on land.

4 No matter where they are, all homes are the same in some ways. They protect us from the rain and the sun. They give us a safe place to live, work, sleep, and eat.

### Close Reader Habits

How do text features help you find information in a passage? **Put a box** around each subheading. **Circle** the words in bold print, and **underline** their meanings.

### Think

- 1 Why is the word "**Huts**" in bold print?
  - A to help you know what huts look like
  - B to show that it is an important word in the passage
  - C to tell about the topic of the text that comes after it
  - D to help you find information about apartments
- 2 Which text feature helps you find information about homes that can travel on rivers?
  - A the bold print word "**homes**"
  - B the bold print word "**Huts**"
  - C the subheading "A Home People Can Take Apart"
  - D the subheading "A Home That Floats on Water"

Rereading the subheadings will remind me what is in the article.



### Talk

3 How can the text features in the article help you understand the information you read about houseboats?

### Write

4 **Short Response** How do subheadings help make the facts in this article easier to find? Write your answer in the space on page 181.

**HINT** Reread the subheadings. What kinds of details would you find under each one?



# Homes Around the World

by Coriander Singh

1 People have all kinds of **homes**, or places where they live. Some families live in houses. Other families live in apartments in large buildings. People around the world live in homes like these. They also live in homes you may never have heard about.

## A Home People Can Take Apart

2 Some people live in huts. **Huts** are small, simple homes. They are made from branches that are covered with cloth. These homes are easy to put up and take apart. If it's time to move, people can take their homes with them.

## A Home That Floats on Water

3 Some people live on houseboats. **Houseboats** are homes that float on water and can travel on rivers and lakes. Some houseboats have many rooms, just like houses do on land.

## How All Homes Are Alike

4 No matter where they are, all homes are the same in some ways. They protect us from the rain and the sun. They give us a safe place to live, work, sleep, and eat.



Eight people can live on this houseboat.

### Close Reader Habits

How do text features help you find information in a passage? **Put a box** around each subheading. **Circle** the words in bold print, and **underline** their meanings.



Write

Use the space below to write your answer to the question on page 179.

# Homes Around the World

**Short Response** How do subheadings help make the facts in this article easier to find?

**HINT** Reread the subheadings. What kinds of details would you find under each one?

---

---

---

---

---

---

---

---

---

---

### Check Your Writing

- Did you read the question carefully?
- Can you say the question in your own words?
- Did you use proof from the text in your answer?
- Are your ideas in a good, clear order?
- Did you answer in full sentences?
- Did you check your spelling, capital letters, and periods?



☑ HAPPY ☑

# Thursday



- Leidy
- Anthonnella
- Jessie
- Samantha
- Danieda
- Brayan
- Ashley



## Reading & Math

- Ashley
- Dylan
- Brayan
- Anthonnella
- Danieda

**TO DO:**  
**-MATH**  
**-READING**



- Isabella and Brayan for texting me pictures of their homework.
- Samantha, Ashley and Danieda for always emailing me their homework!

*Anthonnella*

*Roe Kids*

# SOME NEWS:

- We will begin using a new program called ACELLUS starting next week. This program is similar to iReady but has "whole group" lessons assigned.

-Mrs. Fairclough will be having a PARENT MEETING via zoom on Monday 4/13/20 at 5PM- Please let me know if you are interested in attending and I will share the code!



- SCHOOL BUILDINGS are closed to all administrators and staff for the next 2 weeks- this means we are unable to make and distribute another packet.

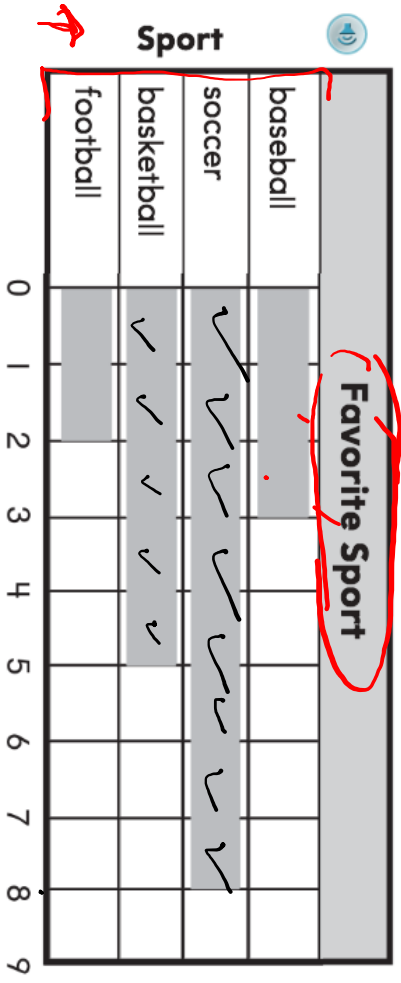
- We will be using the school website and email to inform you of the homework each day!



# Engage

Use the bar graph.

COMMON CORE STANDARD—2.MD.D.10  
Represent and interpret data.



1. How many children chose basketball? 5 children

2. Which sport did the most children choose? Soccer

3. How many more children chose basketball than baseball? 2 more children

$$5 - 3 = 2$$

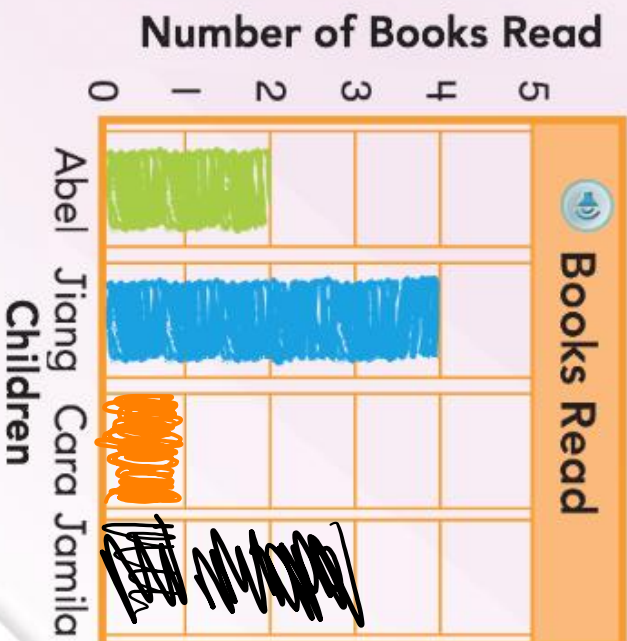




Model and Draw

Abel read 2 books, Jiang read 4 books, Cara read 1 book, and Jamila read 3 books.

Complete the bar graph to show this data.



**WORDS TO KNOW**

As you read, look inside, around, and beyond these words to figure out what they mean.

- chores
- ax
- chalkboard

# Abe Lincoln's Cabin

from Scholastic News

1 Long ago, Abraham Lincoln was President of the United States. He was born in a small, one-room log cabin. His family built it themselves. Let's go inside and see what it was like.

## Water Bucket and Ax

- 2 Young Abe had many chores to do. He had to get water for his family because they needed water for washing, drinking, and watering plants. Abe used a bucket to get water from a stream.
- 3 Abe had another job. He chopped wood with an ax, and his family used the wood for fences and firewood.



This picture shows what Abe Lincoln's first log cabin looked like. Lincoln was born in Kentucky in 1809.



Abe's cabin



## Spinning Wheel

4 In Abe's time, people made their own clothes. Abe's mother used a spinning wheel. She put cotton on the wheel and turned the wheel. The cotton stretched out and became thread. She used the thread to make clothes for the whole family.

This picture shows a spinning wheel from Lincoln's time.

## Slate and Books

- 5 Abe learned how to read and write in the cabin. He wrote on a small chalkboard called a slate, and he wrote with chalk.
- 6 Abe loved to read. He would walk miles to borrow books. When he carried his books back to the cabin, he tied them together using leather straps. One of his favorite books was about George Washington.

## Games

7 Have you ever heard of jacks? Some people play jacks today, and children also played it in Abe's time. They played a game called cup and ball too. They would try to swing the ball into the cup.

**Think and Write** Use what you learned by reading "Abe Lincoln's Cabin" to respond to the following questions.

**1** What do you learn from the caption under the illustration on page 182?

- A how a spinning wheel works
- B how Abe gathered water
- C when Abe was born
- D what chores Abe had

**2** Write List two details from the passage that tell how Abe's mother used a spinning wheel.

• \_\_\_\_\_

• \_\_\_\_\_

• \_\_\_\_\_

• \_\_\_\_\_

**3** Which subheading helps you find information about the chores Abe did?

- A "Water Bucket and Ax"
- B "Spinning Wheel"
- C "Slate and Books"
- D "Games"

**4** Which facts are found under each subheading in the passage? Write the letter of the fact in the correct box in the chart.

- A One favorite game was cup and ball.
- B Abe chopped wood for the fire.
- C Spinning wheels turned cotton into thread.
- D Abe would walk miles to borrow books.
- E Abe got water from a stream.
- F Abe wrote on a slate with chalk.
- G Abe's mom made clothes for the whole family.

Water Bucket and Ax	Spinning Wheel	Slate and Books	Games

**5** Which text feature can help you find facts about how Abe learned to read and write?

- A the subheading "Slate and Books"
- B the subheading "Games"
- C the caption "This picture shows a spinning wheel from Lincoln's time."
- D the caption "Abe's cabin"



# HOMEWORK- 4/9/20- DAY 19

- 4/9/20 Math Homework- 10.5 Homework Pages
- Written Reflection: Write 2 details from the passage that tell how Abe's mother used a spinning wheel.
- 1 iReady Math lesson & 1 iReady Reading lesson!
- 25 minutes on RAZ Kids





- Leidy
- Brytney
- Reyna
- Ashley
- Anthonnella
- Jessie
- Daniel



- Reading
- Ashley
- Danieda
- Juakeem
- Math
- Danieda

**TO DO:  
-MATH  
-READING**



→ Dylan and Samantha  
for emailing their  
homework!



# SOME NEWS:

- We will begin using a new program called ACCELLUS starting next week. This program is similar to iReady but has "whole group" lessons assigned.

-Mrs. Fairclough will be having a PARENT MEETING via zoom on Monday 4/13/20 at 5PM- Please let me know if you are interested in attending and I will share the code!



- SCHOOL BUILDINGS are closed to all administrators and staff for the next 2 weeks- this means we are unable to make and distribute another packet.

- We will be using the school website and email to inform you of the homework each day!



## 2nd Grade Daily Schedule

8:35-9:10: Morning Routine

- Eat Breakfast
  - Brush your teeth!
  - Get dressed
- Set yourself up at a TABLE to begin your day!

9:10-10:00

Math

- Complete iReady math lessons
- Complete Acellus Math lesson
- Work on math homework

10:00-10:35

Specials

10:35- 12:00

ZOOM WITH MS. WINKLER

12:00-1:00

Lunch & Recess

1:00-3:15 – Guided Reading 1:10- 1:50

- Reading & Writing
- Complete 2 iReady Reading Lessons
- 30 Minutes on Raz Kids
- Complete Acellus Reading Lesson
- Complete any Reading Homework

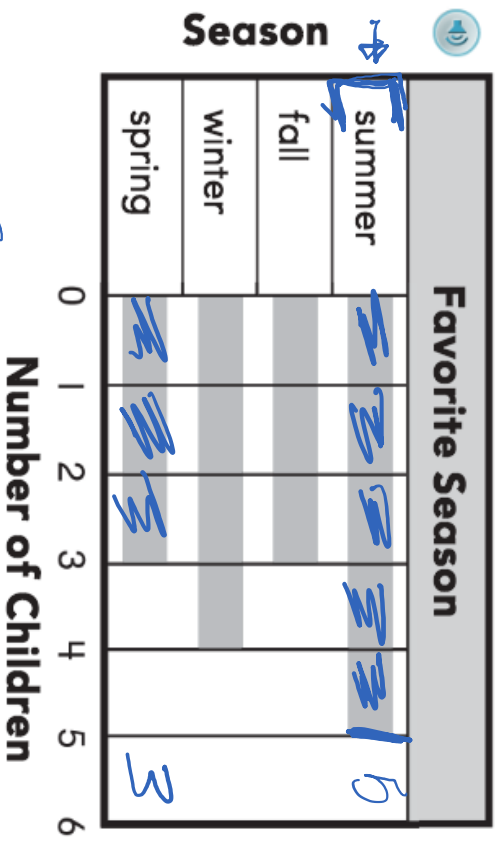


# Engage

## Lesson Check (2.MD.D.10)

1. Use the bar graph. How many more children chose summer than spring?

2 more children



$$5 - 3 = 2$$





Maria recorded the rainfall in her town for four months. How did the amount of rainfall change from September to December?

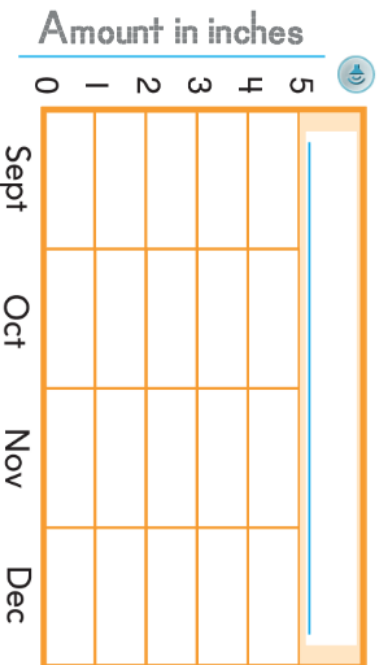
September	4 inches
October	3 inches
November	2 inches
December	1 inch

**Unlock the Problem**

**What do I need to find?**  
how the amount of rainfall changed from September to December

**What information do I need to use?**  
the amount of rainfall in each of the four months

**Show how to solve the problem.**



The amount of rainfall \_\_\_\_\_



# ***BAD DOG, MARLEY!***

Picture:

Marley was bad when we...


---

---

---

---

---



# WEEKEND HOMEWORK- 4/10/20- DAY 20

- 4/10/20 Math Homework- 10.6 Homework Pages
- Written Reflection: What was your favorite part of *Bad Dog, Marley!* So far ? Give at least 2 reasons to support your answer.
- 1 iReady Math lesson & 1 iReady Reading lesson!
- 25 minutes on RAZ Kids



**WORDS TO KNOW**

As you read, look inside, around, and beyond these words to figure out what they mean.

- chores
- ax
- chalkboard

# Abe Lincoln's Cabin

from Scholastic News

- 1 Long ago, Abraham Lincoln was President of the United States. He was born in a small, one-room log cabin. His family built it themselves. Let's go inside and see what it was like.

## Water Bucket and Ax


- 2 Young Abe had many chores to do. He had to get water for his family because they needed water for washing, drinking, and watering plants. Abe used a bucket to get water from a stream.
- 3 Abe had another job. He chopped wood with an ax, and his family used the wood for fences and firewood.



This picture shows what Abe Lincoln's first log cabin looked like. Lincoln was born in Kentucky in 1809.



## Abe's cabin



## Spinning Wheel

- 4 In Abe's time, people made their own clothes. Abe's mother used a spinning wheel. She put cotton on the wheel and turned the wheel. The cotton stretched out and became thread. She used the thread to make clothes for the whole family.

This picture shows a spinning wheel from Lincoln's time.

## Slate and Books

- 5 Abe learned how to read and write in the cabin. He wrote on a small chalkboard called a slate, and he wrote with chalk.
- 6 Abe loved to read. He would walk miles to borrow books. When he carried his books back to the cabin, he tied them together using leather straps. One of his favorite books was about George Washington.

## Games

- 7 Have you ever heard of jacks? Some people play jacks today, and children also played it in Abe's time. They played a game called cup and ball too. They would try to swing the ball into the cup.

**Think and Write** Use what you learned by reading "Abe Lincoln's Cabin" to respond to the following questions.

**1** What do you learn from the caption under the illustration on page 182?

- A how a spinning wheel works
- B how Abe gathered water
- C when Abe was born
- D what chores Abe had

**2** Write **two** details from the passage that tell how Abe's mother used a spinning wheel.

• \_\_\_\_\_

\_\_\_\_\_

\_\_\_\_\_

\_\_\_\_\_

\_\_\_\_\_

**3** Which subheading helps you find information about the chores Abe did?

- A "Water Bucket and Ax"
- B "Spinning Wheel"
- C "Slate and Books"
- D "Games"

**4** Which facts are found under each subheading in the passage? Write the letter of the fact in the correct box in the chart.

- A One favorite game was cup and ball.
- B Abe chopped wood for the fire.
- C Spinning wheels turned cotton into thread.
- D Abe would walk miles to borrow books.
- E Abe got water from a stream.
- F Abe wrote on a slate with chalk.
- G Abe's mom made clothes for the whole family.

<b>Water Bucket and Ax</b>	<b>Spinning Wheel</b>	<b>Slate and Books</b>	<b>Games</b>

**5** Which text feature can help you find facts about how Abe learned to read and write?

- A the subheading "Slate and Books"
- B the subheading "Games"
- C the caption "This picture shows a spinning wheel from Lincoln's time."
- D the caption "Abe's cabin"



**6** Read this sentence from paragraph 1.

He was born in a small, one-room log cabin.

What does "cabin" mean in this sentence?

- A a room on a ship
- B a baby's room
- C a hospital
- D a small house

**7 Short Response** What is a chore, game, or other activity Abe did when he was young?

**Plan Your Response** Look back at "Abe Lincoln's Cabin." Find chores, games, and other activities that young Abe did. List them in the chart.

Chores	Games	Other

**Write Your Response** What is a chore, game, or other activity Abe did when he was young? Why did he do it? Use details from your chart and the passage in your answer.

---

---

---

---

---

---

---

---

---

---



**Learning Target**

How does knowing about text features help you find information in a nonfiction text?

---

---

---

---

---

---

---

---

---

---

